

Wall-mounted toilet brush set

Ref. 4048S

Model with anti-theft lock for fixing




DESCRIPTION

Wall-mounted toilet brush set - Ref. 4048S

Wall-mounted toilet brush set.
 Wall-mounted robust model with toilet brush and anti-theft lock for fixing.
 Bacteriostatic polished satin 304 stainless steel.
 Easy to clean: plastic bowl can be removed from above.
 Plastic bowl with reservoir: avoids toilet brush sitting in residual water and reduces the risk of splashing when next used.
 Stainless steel body 1mm thick.
 Dimensions: Ø 90mm x 330mm.
 30-year warranty.





TECHNICAL CHARACTERISTICS

Wall-mounted toilet brush set - Ref. 4048S

| | |
|---------------|---|
| Height | 330mm |
| Width | Ø 90mm |
| Thickness | 1mm |
| Finish | Polished satin 304 stainless steel |
| Norms |  |
| Warranty |  |
| Repairability |  |



ADVANTAGES

-  Easy to clean: removable bowl with reservoir
-  Vandal-resistant: anti-theft lock
-  Suitable for intensive use in public buildings
-  304 stainless steel: reduces bacterial development

