

Mechanical mixer set and column with retracting hand spray

Ref. 2599

Sink mixer with retracting hand spray




DESCRIPTION

Mechanical mixer set and column with retracting hand spray - Ref. 2599

Mechanical mixer set and column with retracting hand spray.
 Swivelling column H. 195mm L. 215mm with retracting hand spray with 2 jet options: flow straightener/rain effect.
 Ø 35mm ceramic cartridge with pre-set maximum temperature limiter.
 Securitouch thermal insulation prevents burns.
 Single hole mixer body and column with smooth interior.
 Flow rate 7 lpm at 3 bar.
 Sculptured control lever.
 Mixed water brass outlet L. 160mm.
 BIOSAFE flexible shower hose reduces bacterial proliferation: transparent polyurethane flexible hose, smooth interior and exterior.
 Flexible with narrow diameter (interior Ø 6mm), low water volume.
 Special counterweight.
 Chrome-plated brass body.
 F¾" PEX flexibles.
 Reinforced fixing via 2 stainless steel rods.
 Sink mixer with hand spray, ideal for healthcare facilities, retirement and care homes, hospitals and clinics.
 Single hole mixer, ideal for people with reduced mobility.
 Single control mixer with 30-year warranty.





TECHNICAL CHARACTERISTICS

Mechanical mixer set and column with retracting hand spray - Ref. 2599

| | |
|---------------------|---|
| Connector | F3/8" |
| Drop height | 195mm |
| Spout length | 215mm |
| Flow rate | 7 lpm at 3 bar |
| Temperature limiter | Yes |
| Finish | Chrome-plated brass |
| Norms | ACS  |
| Warranty |  |
| Repairability |  |



ADVANTAGES

-  Hygiene: transparent hose with smooth interior
-  Ergonomic sculptured lever is easy to grip
-  Comfort: retracting hand spray with 2 jets
-  Chrome plated brass body and reinforced fixings

