

Mechanical basin mixer

Ref. 2221

Single hole mechanical mixer H. 60mm, L. 100mm







DESCRIPTION

Mechanical basin mixer - Ref. 2221

Deck-mounted mechanical basin mixer.
 Single hole mechanical mixer H. 60mm L. 100mm fitted with a hygienic flow straightener.
 Ø 35mm classic ceramic cartridge with pre-set maximum temperature limiter.
 Flow rate regulated at 5 lpm at 3 bar.
 Sculptured control lever.
 Without pop-up waste.
 PEX flexibles F3/8".
 Reinforced fixing.
 Mechanical mixer ideal for healthcare facilities, retirement and care homes, hospitals and clinics.
 Single hole suitable for people with reduced mobility.
 Mixer with 30-year warranty.

TECHNICAL CHARACTERISTICS

Mechanical basin mixer - Ref. 2221

Connector	F3/8"
Drop height	60mm
Spout length	100mm
Flow rate	5 lpm
Temperature limiter	Yes
Finish	Chrome-plated brass
Norms	ACS NF  
Warranty	
Repairability	

ADVANTAGES



Pre-set maximum temperature limiter



Ergonomic: sculptured lever is easy to grip



Water saving: flow rate regulated at 5 lpm



Increased resistance: reinforced fixing

