

# SECURITHERM EP pressure-balancing basin mixer

Ref. 2520LEP

Single hole mechanical mixer H. 85mm, L. 135mm

## DESCRIPTION

**SECURITHERM EP pressure-balancing basin mixer - Ref. 2520LEP**

Deck-mounted mechanical basin mixer with pressure-balancing. Single hole mixer with spout H. 85mm L. 135mm with BIOSAFE hygienic spout outlet.

Ø 40mm ceramic cartridge with pressure-balancing and pre-set maximum temperature limiter.

Anti-scalding safety: HW flow rate is reduced if cold water supply fails (and vice versa).

Stable temperature regardless of pressure and flow rate in the system.

Flow rate limited to 5 lpm at 3 bar.

Hygiene control lever L. 150mm.

Ergonomic, brass pop-up waste 11/4".

F3/8" PEX flexibles with filters and non-return valves.

Fixing reinforced by 2 stainless steel rods.







Mechanical mixer with SECURITHERM pressure-balancing ideal for healthcare facilities, retirement and care homes, hospitals and clinics.

Single hole mixer suitable for people with reduced mobility.

Mixer with 30-year warranty.

## TECHNICAL CHARACTERISTICS

**SECURITHERM EP pressure-balancing basin mixer - Ref. 2520LEP**

|                     |   |
|---------------------|---|
| Connector           | F3/8"   |
| Technology          | SECURITHERM EP mechanical mixer   |
| Height              | 185mm   |
| Drop height         | 85mm  |
| Spout length        | 135mm   |
| Flow rate           | 5 lpm at 3 bar  |
| Temperature limiter | Yes   |
| Finish              | Chrome-plated brass   |
| Norms               |     |
| Warranty            |    |
| Repairability       |    |



## ADVANTAGES



HW flow rate reduced if CW fails



EP: reduces temperature variations



Hygiene: BIOSAFE hygienic outlet with no grid



Hygiene control lever requires no manual contact

