

Mechanical sink mixer

Ref. 2519L

Wall-mounted mixer with swivelling spout L. 200, Hygiene lever L. 150







DESCRIPTION

Mechanical sink mixer - Ref. 2519L




Wall-mounted mechanical sink mixer.
 Wall-mounted mixer with swivelling, tubular spout L. 200mm with smooth interior (reduces bacterial development).
 Auto-draining under-spout Ø 22mm with star-shaped, brass flow straightener.
 Ø 40mm standard ceramic cartridge with pre-set maximum temperature limiter.
 Flow rate 26 lpm at 3 bar.
 Hygiene control lever L. 150mm.
 Mixer with 150mm centres supplied with offset STOP/CHECK wall connectors, M1/2" M3/4", suitable for hospitals.
 Mechanical mixer ideal for healthcare facilities, retirement and care homes, hospitals and clinics.
 Mixer with 30-year warranty.

TECHNICAL CHARACTERISTICS

Mechanical sink mixer - Ref. 2519L

| | |
|---------------|---|
| Connector | M1/2" |
| Spout length | 200mm |
| Flow rate | 26 lpm |
| Finish | Chrome-plated brass |
| Norms | ACS   |
| Warranty |  |
| Repairability |  |

ADVANTAGES

-  Hygiene: spout with smooth interior
-  Pre-set maximum temperature limiter
-  Hygiene control lever requires no manual contact
-  Auto-draining spout reduces bacterial development

