

# Securitouch mechanical shower mixer

Ref. 2739

Wall-mounted single control mixer, sculptured control lever







## DESCRIPTION

**Securitouch mechanical shower mixer - Ref. 2739**






Wall-mounted single control mechanical shower mixer.  
 Wall-mounted single control mixer with Securitouch thermal insulation to prevent burns.  
 Ø 40mm ceramic cartridge with pre-set maximum temperature limiter.  
 Body with smooth interior and low water volume.  
 Flow rate regulated at 9 lpm.  
 Chrome-plated brass body and sculptured control lever.  
 M1/2" shower outlet with integrated non-return valve.  
 Mixer with offset STOP/CHECK connectors, M1/2" M3/4".  
 Mechanical mixer ideal for healthcare facilities, retirement and care homes, hospitals and clinics.  
 Shower mixer suitable for people with reduced mobility.  
 Mixer with 30-year warranty.

## ADVANTAGES

-  Maximum hygiene: smooth interior reduces bacteria
-  Securitouch thermal insulation prevents burns
-  Maximum hygiene: low water volume.
-  Ergonomic: sculptured lever is easy to grip

## TECHNICAL CHARACTERISTICS

**Securitouch mechanical shower mixer - Ref. 2739**

Connector	M1/2"
Technology	Securitouch shower mixer
Depth	150mm
Width	182mm
Flow rate	9 lpm
Temperature limiter	Yes
Finish	Chrome-plated brass
Norms	   
Warranty	
Repairability	