

# Securitouch mechanical shower mixer

Ref. 2739

Wall-mounted single control mixer, sculptured control lever








## DESCRIPTION

### Securitouch mechanical shower mixer - Ref. 2739





Wall-mounted single control mechanical shower mixer.  
 Wall-mounted single control mixer with Securitouch thermal insulation to prevent burns.  
 Ø 40mm ceramic cartridge with pre-set maximum temperature limiter.  
 Body with smooth interior and low water volume.  
 Flow rate regulated at 9 lpm.  
 Chrome-plated brass body and sculptured control lever.  
 M1/2" shower outlet with integrated non-return valve.  
 Mixer with offset STOP/CHECK connectors, M1/2" M3/4".  
 Mechanical mixer ideal for healthcare facilities, retirement and care homes, hospitals and clinics.  
 Shower mixer suitable for people with reduced mobility.  
 Mixer with 30-year warranty.

## TECHNICAL CHARACTERISTICS

### Securitouch mechanical shower mixer - Ref. 2739

|                     |   |
|---------------------|---|
| Connector           | M1/2"   |
| Technology          | Securitouch shower mixer  |
| Depth               | 150mm   |
| Width               | 182mm   |
| Flow rate           | 9 lpm   |
| Temperature limiter | Yes   |
| Finish              | Chrome-plated brass   |
| Norms               | ACS    |
| Warranty            |    |
| Repairability       |    |

## ADVANTAGES

-  Maximum hygiene: smooth interior reduces bacteria
-  Securitouch thermal insulation prevents burns
-  Maximum hygiene: low water volume.
-  Ergonomic: sculptured lever is easy to grip

