

## Pre-rinse set with mixer

Ref. 5625

With bib tap and swivelling telescopic spout





### DESCRIPTION

Pre-rinse set with mixer - Ref. 5625

Complete pre-rinse set with bib tap.  
 Single hole deck-mounted mixer with slimline control lever.  
 Suitable for intensive use in professional kitchens.  
 Supplied with F3/8" flexible hoses and non-return valves.  
 Bib tap with swivelling, tubular spout L. 200mm.  
 - 16 lpm full flow rate achieved within 90° turn.  
 - valve head with reinforced mechanism and ergonomic control.  
 Black hand spray with adjustable jet and 9 lpm flow rate at the outlet (ref. 433010).  
 Scale-resistant hand spray with shock-resistant tip.  
 Reinforced, food-grade black flexible hose L. 0.95m.  
 3/4" brass column.  
 Adjustable wall bracket.  
 Stainless steel spring guide.  
 30-year warranty.





### TECHNICAL CHARACTERISTICS

Pre-rinse set with mixer - Ref. 5625

Connector	F3/8"
Height	1105 - 1225mm
Drop height	340 - 580mm
Flow rate	Bib tap 16 lpm; 9 lpm via the hand spray
Width to the wall	35 - 162mm
Finish	Chrome-plated brass
Norms	ACS  
Warranty	
Repairability	



### ADVANTAGES

-  Anti-torsion rotating nut and PVC sheath
-  Comfort: ergonomic control, swivelling spout
-  Rapid-fill: full flow rate within the first 90°
-  Hygiene: PVC flexible, scale-resistant spray

