

Pre-rinse set with mixer

Ref. 5625

With bib tap and swivelling telescopic spout





DESCRIPTION

Pre-rinse set with mixer - Ref. 5625

Complete pre-rinse set with bib tap.
 Single hole deck-mounted mixer with slimline control lever.
 Suitable for intensive use in professional kitchens.
 Supplied with F3/8" flexible hoses and non-return valves.
 Bib tap with swivelling, tubular spout L. 200mm.
 - 16 lpm full flow rate achieved within 90° turn.
 - valve head with reinforced mechanism and ergonomic control.
 Black hand spray with adjustable jet and 9 lpm flow rate at the outlet (ref. 433010).
 Scale-resistant hand spray with shock-resistant tip.
 Reinforced, food-grade black flexible hose L. 0.95m.
 3/4" brass column.
 Adjustable wall bracket.
 Stainless steel spring guide.
 30-year warranty.





TECHNICAL CHARACTERISTICS

Pre-rinse set with mixer - Ref. 5625

| | |
|-------------------|---|
| Connector | F3/8" |
| Height | 1105 - 1225mm |
| Drop height | 340 - 580mm |
| Flow rate | Bib tap 16 lpm; 9 lpm via the hand spray |
| Width to the wall | 35 - 162mm |
| Finish | Chrome-plated brass |
| Norms | ACS   |
| Warranty |  |
| Repairability |  |



ADVANTAGES

-  Anti-torsion rotating nut and PVC sheath
-  Comfort: ergonomic control, swivelling spout
-  Rapid-fill: full flow rate within the first 90°
-  Hygiene: PVC flexible, scale-resistant spray

