

# BINOPTIC MIX electronic mixer

Ref. 379MCH

Mains supply



## DESCRIPTION

**BINOPTIC MIX electronic mixer - Ref. 379MCH**





Cross wall electronic basin mixer:  
 Independent IP65 electronic control unit.  
 230/12V mains supply with transformer.  
 Flow rate pre-set at 3 lpm at 3 bar, can be adjusted from 1.4 to 6 lpm.  
 Scale-resistant flow straightener.  
 Adjustable duty flush (pre-set flush ~60 seconds every 24 hours after last use).  
 Active, infrared presence detection, sensor at the end of the spout optimises detection.  
 Filters and solenoid valves M3/8".  
 Chrome-plated brass body.  
 Chrome-plated spout for cross wall installation  $\leq 110\text{mm}$   
 Cable for sensor, flexibles and mounting all pass through the same hole.  
 Anti-blocking safety.  
 Spout with smooth interior and low volume of water (reduces bacterial niches).  
 Side temperature control with standard lever and adjustable maximum temperature limiter.  
 Suitable for people with reduced mobility.  
 30-year warranty.

## TECHNICAL CHARACTERISTICS

**BINOPTIC MIX electronic mixer - Ref. 379MCH**

Supply	230/12V mains supply
Connector	M3/8"
Technology	Electronic
Spout length	230mm
Flow rate	3 lpm
Norms	ACS CE W W W W W
Warranty	<b>30</b> YEAR WARRANTY
Repairability	<b>50</b> YEARS REPAIRABILITY

## ADVANTAGES

-  Exceptional water savings: 90%
-  Hygiene: no manual contact
-  LED diagnostic aid
-  Mains supply

