

## BINOPTIC electronic tap

Ref. 379ENC

Mains supply










### DESCRIPTION

#### BINOPTIC electronic tap - Ref. 379ENC

Recessed electronic basin tap:  
 Independent IP65 electronic control unit.  
 230/12V mains supply with transformer.  
 Flow rate pre-set at 3 lpm at 3 bar, can be adjusted from 1.4 to 6 lpm.  
 Scale-resistant flow straightener.  
 Adjustable duty flush (pre-set flush ~60 seconds every 24 hours after last use).  
 Active, infrared presence detection, sensor at the end of the spout optimises detection.  
 Filter and solenoid valve M3/8".  
 Chrome-plated brass body.  
 Chrome-plated spout for recessed installation.  
 Anti-blocking security.  
 Spout with smooth interior and low volume of water (limits bacterial niches).  
 Suitable for people with reduced mobility.  
 30-year warranty.

### TECHNICAL CHARACTERISTICS

#### BINOPTIC electronic tap - Ref. 379ENC

Supply	230/12V mains supply
Connector	M3/8"
Technology	Electronic
Spout length	200mm
Flow rate	3 lpm
Norms	    
Warranty	
Repairability	

### ADVANTAGES



Exceptional water savings: 90%



Hygiene: no manual contact



LED diagnostic aids



Independent IP65 electronic unit

