

## BINOPTIC electronic tap

Ref. 379DER

Mains supply



### DESCRIPTION

#### BINOPTIC electronic tap - Ref. 379DER

Electronic basin tap for cross wall installation.  
 Independent IP65 electronic control unit.  
 230/12V mains supply with transformer.  
 Flow rate pre-set at 3 lpm at 3 bar, can be adjusted from 1.4 to 6 lpm.  
 Scale-resistant flow straightener.  
 Adjustable duty flush (pre-set flush ~60 seconds every 24 hours after last use).  
 Sensor at the end of the spout optimises presence detection.  
 Filters and solenoid valves M3/8".  
 Chrome-plated brass body.  
 Chrome-plated spout L. 205mm for cross wall installation ≤ 190mm.  
 Cable for sensor L. 120mm, flexibles and mounting all pass through the same hole.  
 Anti-blocking security.  
 Spout with smooth interior and low volume of water (reduces niches where bacteria can develop).  
 Suitable for people with reduced mobility.  
 30-year warranty.

### ADVANTAGES



Exceptional water savings: 90%



Hygiene: no manual contact










Independent IP65 electronic control unit



LED diagnostic aid

### TECHNICAL CHARACTERISTICS

#### BINOPTIC electronic tap - Ref. 379DER

Supply	230/12V mains supply
Connector	M3/8"
Technology	Electronic
Spout length	205mm
Flow rate	3 lpm
Norms	     
Warranty	
Repairability	