

BINOPTIC electronic tap

Ref. 379D13

Mains supply



DESCRIPTION

BINOPTIC electronic tap - Ref. 379D13

Cross wall electronic basin mixer:
 Independent IP65 electronic control unit.
 230/12V mains supply with transformer.
 Flow rate pre-set at 3 lpm at 3 bar, can be adjusted from 1.4 to 6 lpm.
 Scale-resistant flow straightener.
 Adjustable duty flush (pre-set flush ~60 seconds every 24 hours after last use).
 Active, infrared presence detection, sensor at the end of the spout optimises detection.
 Filters and solenoid valves M3/8".
 Chrome-plated brass body.
 Chrome-plated spout L.135mm for cross wall installation ≤ 190 mm.
 Cable for sensor, L. 1.20mm, flexibles and mounting all pass through the same hole.
 Anti-blocking security.
 Spout with smooth interior and low volume of water (reduces niches where bacteria can develop).
 Suitable for people with reduced mobility.
 30-year warranty.

ADVANTAGES



Exceptional water savings: 90%



Hygiene: no manual contact








LED diagnostic aids



Independent IP65 electronic unit

TECHNICAL CHARACTERISTICS

BINOPTIC electronic tap - Ref. 379D13

Supply	230/12V mains supply
Connector	M3/8"
Technology	Electronic
Spout length	135mm
Flow rate	3 lpm
Norms	    
Warranty	