

# Mechanical shower panel

Ref. 791350

Mechanical, aluminium




## DESCRIPTION

**Mechanical shower panel - Ref. 791350**

Shower panel with single control mixer and removable handset:  
 Anodised aluminium shower panel for wall-mounted, exposed installation.  
 Non-time flow mechanical shower mixer.  
 Sliding handset on chrome-plated rail with flexible.  
 Top inlet via in-line stopcocks.  
 M½" connections.  
 Concealed fixings.  
 Filters.  
 Shower panel suitable for people with reduced mobility.  
 30-year warranty.

## TECHNICAL CHARACTERISTICS

**Mechanical shower panel - Ref. 791350**

Connector	M½"
Technology	Non-time flow
Height	1,050mm
Depth	65mm
Width	210mm
Finish	Aluminium
Norms	ACS  
Warranty	



## ADVANTAGES



Aluminium panel, brass controls



Temperature control on mixer

