

## TEMPOMATIC electronic shower valve

Ref. 452150

Electronic






### DESCRIPTION

TEMPOMATIC electronic shower valve - Ref. 452150

Cross wall electronic shower valve:  
 TEMPOMATIC electronic valve for mixed water supply.  
 For walls ≤ 155mm.  
 Power supply by electronic unit with solenoid valve ½".  
 230/12V transformer.  
 2 operation modes:  
 - Automatic activation using presence detection.  
 - Voluntary ON/OFF activation by passing the hand in front of sensor ~10 cm.  
 Duty flush (~60 seconds every 24 hours after the last use).  
 Adjustable time flow from 30 to 60 seconds.  
 Flow rate 20 lpm.  
 Chrome-plated solid brass.  
 Wall plate flush to the wall.  
 Threaded rods can be cut-to-size.  
 Electronic shower valve suitable for people with reduced mobility.  
 30-year warranty.

### TECHNICAL CHARACTERISTICS

TEMPOMATIC electronic shower valve - Ref. 452150

Supply	230/12V mains supply
Connector	½"
Technology	Electronic
Length	155mm
Flow rate	20 lpm
Norms	ACS  
Warranty	

### ADVANTAGES



230/12V



Total hygiene: no manual contact



Anti-bacterial duty flush



2 operation modes

