

ROUND shower head

Ref. 709000

Scale-resistant



DESCRIPTION

ROUND shower head - Ref. 709000





Fixed shower head:
 Recessed inlet installation.
 Flow rate 6 lpm at 3 bar.
 Automatic flow rate regulation.
 Scale-resistant and ligature-resistant with adjustable nozzle.
 Chrome-plated solid brass.
 Fixed with concealed blocking screw.
 Systematically drains after use (no water retention or impurity deposits).
 Inlet M $\frac{1}{2}$ ".
 30-year warranty.

TECHNICAL CHARACTERISTICS

ROUND shower head - Ref. 709000

Connector	$\frac{1}{2}$ "
Height	61mm
Depth	35mm
Flow rate	6 lpm
Norms	ACS   
Warranty	
Repairability	

ADVANTAGES

-  80% water savings
-  Scale-resistant nozzle, no water retention
-  Adjustable conical spray
-  Chrome-plated brass, ligature-resistant nozzle

