

Deck-mounted single hole mixer - 20 lpm

Ref. 2506T3

Swivelling tubular over spout L. 300mm H. 315mm





DESCRIPTION

Deck-mounted single hole mixer - 20 lpm - Ref. 2506T3

Deck-mounted single hole mixer with swivelling, tubular spout H. 315mm L. 300mm.
 Star-shaped flow straightener.
 Ceramic cartridge Ø 35mm.
 Flow rate 20 lpm at 3 bar.
 Spout with smooth interior.
 Slimline control lever.
 Chrome-plated body and spout with reinforced fixing via two stainless steel rods and back-nuts.
 Without pop-up waste.
 Supplied with stainless steel braided PEX flexibles F3/8".
 30-year warranty.

TECHNICAL CHARACTERISTICS

Deck-mounted single hole mixer - 20 lpm - Ref. 2506T3

Connector	F3/8"
Height	380mm
Drop height	315mm
Spout length	300mm
Flow rate	20 lpm
Finish	Chrome-plated brass
Norms	ACS  
Warranty	
Repairability	



ADVANTAGES



Chrome-plated body



Flow rate 20 lpm



Body/spout with smooth interior reduces bacteria

