

Pre-rinse set with mixer

Ref. 5632

With bib tap and swivelling telescopic spout

DESCRIPTION

Pre-rinse set with mixer - Ref. 5632

Complete pre-rinse set with bib tap suitable for intensive use in professional kitchens.

Deck-mounted single hole mixer with:

- valve heads with reinforced mechanisms and ergonomic control levers.

- F3/8" flexibles and non-return valves.

- reinforced fixing via 2 threaded rods with back-nuts.

Bib tap with swivelling, tubular spout L. 200mm.

- 20 lpm full flow rate achieved within the first 90°.

- valve head with reinforced mechanism and ergonomic control lever.

Black hand spray with adjustable jet and 9 lpm flow rate at the outlet (ref. 433010).

Scale-resistant hand spray with shock-resistant tip.

Black, reinforced, food-grade flexible hose L. 0.95m.

3/4" brass column.





Adjustable wall bracket.

Stainless steel spring guide.

30-year warranty.

TECHNICAL CHARACTERISTICS

Pre-rinse set with mixer - Ref. 5632

| | |
|-------------------|---|
| Connector | F3/8" |
| Height | 1080 - 1200mm |
| Drop height | 315 - 555mm |
| Flow rate | 20 lpm with the bib tap; 9 lpm via the hand spray |
| Width to the wall | 35 - 162mm |
| Finish | Chrome-plated brass |
| Norms | ACS   |
| Warranty |  |
| Repairability |  |



ADVANTAGES



Rapid fill: full flow rate within 90°



Anti-torsion rotating nut and PVC sheath



Comfort: ergonomic controls, swivelling spout



Hygiene: PVC flexible, scale-resistant spray

