

Swivelling, tubular spout

Ref. 1306T2

Spout H. 260mm L. 200mm







DESCRIPTION

Swivelling, tubular spout - Ref. 1306T2



Swivelling, tubular spout, Ø 22mm, on a M1/2" base. Chrome-plated brass spout H. 260mm L. 200mm. Smooth interior reduces bacterial development. Suitable for fitting a terminal filter. Scale-resistant flow straightener regulated at 3 lpm. 30-year warranty.

ADVANTAGES

-  Hygiene: smooth interior reduces bacteria
-  Water savings: flow rate regulated at 3 lpm
-  Increased resistance: chrome-plated brass spout
-  Hygiene: scale-resistant flow straightener

TECHNICAL CHARACTERISTICS

Swivelling, tubular spout - Ref. 1306T2

Connector	M1/2"
Height	340mm
Drop height	260mm
Spout length	200mm
Flow rate	3 lpm
Finish	Chrome-plated brass
Norms	ACS 
Warranty	
Repairability	