

## Deck-mounted single hole mixer - 45 lpm

Ref. 5640T3

Swivelling over spout L. 300mm H. 190mm

### DESCRIPTION

Deck-mounted single hole mixer - 45 lpm - Ref. 5640T3

Deck-mounted single hole mixer with swivelling, tubular spout Ø 22mm H. 190mm L. 300mm.

Star-shaped flow straightener.

Water-free, guided valve heads with reinforced mechanisms.

Shock-resistant, ergonomic ball levers.

Flow rate 45 lpm at 3 bar.

Full flow rate achieved within first 90°.

Spout with smooth interior.

Chrome-plated brass body and spout.





Reinforced fixings via two stainless steel rods.

F3/8" PEX flexibles.

30-year warranty.

### TECHNICAL CHARACTERISTICS

Deck-mounted single hole mixer - 45 lpm - Ref. 5640T3

Connector	F3/8"
Height	270mm
Drop height	190mm
Spout length	300mm
Flow rate	45 lpm
Finish	Chrome-plated brass
Norms	ACS  
Warranty	
Repairability	



### ADVANTAGES



Rapid fill: flow rate 45 lpm



Shockproof control levers withstand intensive use



Chromed brass body and spout, reinforced fixings



Spout with smooth interior

