

Deck-mounted single hole mixer - 45 lpm

Ref. G66453

Swivelling over spout L. 300mm H. 290mm






DESCRIPTION

Deck-mounted single hole mixer - 45 lpm - Ref. G66453

Deck-mounted single hole mixer for professional kitchens.
 Mixer for plunge sinks with swivelling, tubular spout H. 290mm L. 300mm.
 Star-shaped flow straightener.
 Water-free valve heads with control knobs.
 Flow rate 45 lpm at 3 bar.
 Spout with smooth interior.
 Chrome-plated brass body and spout.
 F3/8" PEX flexibles.
 Suitable for intensive use in professional kitchens.
 30-year warranty.





TECHNICAL CHARACTERISTICS

Deck-mounted single hole mixer - 45 lpm - Ref. G66453

| | |
|---------------|---|
| Connector | F3/8" |
| Height | 370mm |
| Drop height | 290mm |
| Spout length | 300mm |
| Flow rate | 45 lpm |
| Finish | Chrome-plated brass |
| Norms | ACS    |
| Warranty |  |
| Repairability |  |



ADVANTAGES

-  Rapid fill: flow rate 45 lpm at 3 bar
-  Brass body and spout suitable for intensive use
-  Maximum hygiene: spout with smooth interior
-  Increased resistance: reinforced fixing

