

Eye wash station

Ref. 9121

Wall-mounted - dual spray





DESCRIPTION

Eye wash station - Ref. 9121

Wall-mounted dual spray eye wash with:
 Eye wash spray heads with protective caps in green ABS; will eject automatically when activated.
 Press the trigger to operate eye wash spray.
 A spring automatically shuts off spray.
 Flow rate 9 lpm at 3 bar. Aerators with stainless steel double filters.
 Ergonomic grip and trigger in green polypropylene.
 Supplied with identification sign for first aid equipment "Eye Wash".
 Hook for spray head and flexible hose L. 1.50m.
 30-year warranty.

TECHNICAL CHARACTERISTICS

Eye wash station - Ref. 9121

Height	313mm
Length	313mm
Width	140mm
Flow rate	9 lpm
Finish	Polypropylene
Norms	ACS   
Warranty	
Repairability	



ADVANTAGES



Spray heads with protective caps



Rapid flow rate for full decontamination



Ergonomic grip made from polypropylene

