

Eye wash station

Ref. 9141

Deck-mounted - dual spray





DESCRIPTION

Eye wash station - Ref. 9141

Deck-mounted dual spray eye wash with:
 Eye wash spray heads with protective caps in green ABS; will eject automatically when activated.
 Press the trigger to operate eye wash spray.
 A spring automatically shuts off spray.
 Flow rate 9 lpm at 3 bar. Aerators with stainless steel double filters.
 Ergonomic grip and trigger in green polypropylene.
 Supplied with identification sign for first aid equipment "Eye Wash".
 Hand spray with flexible hose L. 1.50m, 15x100, 1/2".
 30-year warranty.

TECHNICAL CHARACTERISTICS

Eye wash station - Ref. 9141

Supply	M1/2"
Height	330mm
Length	330mm
Width	140mm
Flow rate	9 lpm
Finish	Polypropylene
Norms	ACS  
Warranty	
Repairability	



ADVANTAGES



Spray heads with protective caps



Rapid flow rate for full decontamination



Ergonomic grip made from polypropylene

