

Twin hole pre-rinse set with mixer

Ref. G6533

Without bib tap

DESCRIPTION

Twin hole pre-rinse set with mixer - Ref. G6533

Complete pre-rinse set without bib tap suitable for intensive use in professional kitchens.

Deck-mounted twin hole mixer with adjustable centres 100 - 240mm with:

- valve heads with control knobs.
- offset inlet connections with M1/2" tails.
- supplied with non-return valves.

White hand spray with adjustable jet and 9 lpm flow rate at the outlet (ref. 433000).

Scale-resistant hand spray with shock-resistant tip.

White, reinforced, food-grade flexible hose L. 0.95m.

3/4" brass column.

Adjustable wall bracket.





Stainless steel spring guide.

30-year warranty.

These pre-rinse sets can be installed close to the splashback.

TECHNICAL CHARACTERISTICS

Twin hole pre-rinse set with mixer - Ref. G6533

Connector	M1/2"
Height	1125 - 1245mm
Drop height	360 - 600mm
Flow rate	9 lpm via the hand spray
Width to the wall	35 - 162mm
Finish	Chrome-plated brass
Norms	   
Warranty	
Repairability	



ADVANTAGES



Increased resistance: water-free valve heads



Anti-torsion rotating nut and PVC sheath



Comfort: hand spray with adjustable jet



Hygiene: PVC flexible, scale-resistant spray

