

# BINOPTIC MIX electronic mixer

Ref. 378MCH15

Mains supply, Ø 15mm compression fittings

## DESCRIPTION

**BINOPTIC MIX electronic mixer - Ref. 378MCH15**

Deck-mounted electronic basin mixer:  
 Independent IP65 electronic control unit.  
 230/12V mains supply with transformer.  
 Flow rate pre-set at 3 lpm at 3 bar, can be adjusted from 1.4 to 6 lpm.  
 Scale-resistant flow straightener.  
 Adjustable duty flush (pre-set flush ~60 seconds every 24 hours after last use).  
 Active, infrared movement detection, sensor at the end of the spout optimises detection.  
 Chrome-plated solid brass body.  
 PEX flexibles with filters, solenoid valves and Ø 15mm compression fittings.  
 Fixing reinforced by 2 stainless steel rods.  
 Anti-blocking security.  
 Spout with a smooth interior and low volume of water (limits bacterial niches).  
 Side temperature control with adjustable maximum temperature limiter.  
 Suitable for people with reduced mobility.  
 30-year warranty.





## TECHNICAL CHARACTERISTICS

**BINOPTIC MIX electronic mixer - Ref. 378MCH15**

Supply	230/12V mains supply
Connector	M1/2" Ø 15mm
Technology	Electronic
Drop height	110mm
Spout length	135mm
Flow rate	3 lpm
Norms	CE WRAS
Warranty	30 YEAR WARRANTY



## ADVANTAGES

-  Exceptional water savings: 90%
-  Hygiene: no manual contact
-  Duty flush limits bacterial proliferation
-  LED diagnostic aid

