

BINOPTIC MIX electronic mixer

Ref. 478MCH15

Battery operated, Ø 15mm compression fittings



DESCRIPTION

BINOPTIC MIX electronic mixer - Ref. 478MCH15





Deck-mounted electronic basin mixer:
 Independent IP65 electronic control unit.
 123 6V Lithium battery.
 Flow rate pre-set at 3 lpm at 3 bar, can be adjusted from 1.4 to 6 lpm.
 Scale-resistant flow straightener.
 Adjustable duty flush (pre-set flush ~60 seconds every 24 hours after last use).
 Active, infrared movement detection, sensor at the end of the spout optimises detection.
 Chrome-plated solid brass body.
 PEX flexibles with filters, solenoid valves and Ø 15mm compression fittings.
 Fixing reinforced by 2 stainless steel rods.
 Anti-blocking security.
 Spout with a smooth interior and low volume of water (limits bacterial niches).
 Side temperature control with adjustable maximum temperature limiter.
 30-year warranty.

TECHNICAL CHARACTERISTICS

BINOPTIC MIX electronic mixer - Ref. 478MCH15

Supply	6V battery
Connector	M1/2" Ø 15mm
Technology	Electronic
Drop height	110mm
Spout length	135mm
Flow rate	3 lpm
Warranty	

ADVANTAGES

-  Exceptional water savings: 90%
-  Hygiene: no manual contact
-  Duty flush limits bacterial proliferation
-  LED diagnostic aid

