

# BINOPTIC MIX electronic mixer

Ref. 379MCH15

Mains supply, Ø 15mm compression fittings







## DESCRIPTION

**BINOPTIC MIX electronic mixer - Ref. 379MCH15**

Cross wall electronic basin mixer:  
 Independent IP65 electronic control unit.  
 230/12V mains supply with transformer.  
 Flow rate pre-set at 3 lpm at 3 bar, can be adjusted from 1.4 to 6 lpm.  
 Scale-resistant flow straightener.  
 Duty flush (~60 sec. every 24h after last use).  
 Active, infrared movement detection, sensor at the end of the spout optimises detection.  
 Filters, solenoid valves, and Ø 15mm compression fittings.  
 Chrome-plated solid brass body.  
 Chrome plated spout for cross wall installations ≤ 110mm.  
 Cable for sensor L.120mm, flexibles and mounting all pass through the same hole.  
 Anti-blocking security.  
 Spout with a smooth interior and low volume of water (limits bacterial niches).  
 Side temperature control with adjustable maximum temperature limiter.  
 Suitable for people with reduced mobility.  
 30-year warranty.

## ADVANTAGES

-  Exceptional water savings: 90%
-  Hygiene: no manual contact
-  Duty flush limits bacterial proliferation
-  LED diagnostic aid

## TECHNICAL CHARACTERISTICS

**BINOPTIC MIX electronic mixer - Ref. 379MCH15**

Supply	230/12V mains supply
Connector	M1/2" Ø 15mm
Technology	Electronic
Spout length	230mm
Flow rate	3 lpm
Norms	 
Warranty	

