

## TEMPOMATIC tap with BIOCLIP removable spout



Ref. 20804T215

Wall-mounted electronic tap with mains supply



### DESCRIPTION

**TEMPOMATIC tap with BIOCLIP removable spout - Ref. 20804T215**

Wall-mounted electronic basin tap for installation on panels.  
 Electronic tap with removable BIOCLIP spout.  
 Infrared tap supplied with 2 removable stainless steel spouts L. 129mm.  
 Separate IP65 electronic control unit.  
 230/12V mains supply with transformer.  
 Base and spout with smooth interiors (reduces bacterial development).  
 Adjustable duty flush (pre-set at ~60 seconds every 24 hours after last use).  
 Flow rate limited to 4 lpm at 3 bar.  
 Shock-resistant infrared presence detection sensor.  
 Separate sensor for mounting on panels.  
 M3/8" solenoid valve with filter and Ø 15mm conical inlets.  
 Ø 60mm chrome-plated brass base.  
 Anti-blocking security.  
 Recommended installation height: 110 - 200mm above the basin surface.  
 Electronic tap ideal for healthcare facilities, retirement and care home, hospitals and clinics.  
 Electronic tap suitable for people with reduced mobility.  
 30-year warranty.  
 Two shut-off options:  
 - standard mode: timed flow with automatic shut-off.  
 - ON/OFF mode: user shuts off flow voluntarily or automatic shut-off after 30 minutes of flow.  
 Thermal shocks are possible.  
 Mount the sensor to the side of the tap in the ON/OFF mode.

### ADVANTAGES



Automatic duty flush limits bacterial development



Hygiene: spout can be removed and descaled inside





Hygiene: smooth interior reduces bacteria

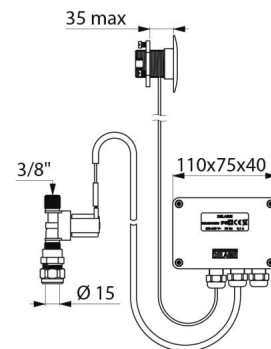
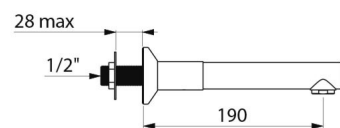


No manual contact: infrared sensor

### TECHNICAL CHARACTERISTICS

**TEMPOMATIC tap with BIOCLIP removable spout - Ref. 20804T215**

Connector	Ø 15mm
Technology	Wall-mounted electronic tap
Depth	190mm
Length	129mm
Spout length	188mm
Flow rate	4 lpm at 3 bar
Finish	Chrome-plated brass
Norms	
Warranty	



---

Repairability

