


# Be-line L-shaped grab bar, anthracite, H. 1,130mm

Ref. 511971C

Metallised anthracite powder-coated aluminium



## DESCRIPTION

**Be-line L-shaped grab bar, anthracite, H. 1,130mm - Ref. 511971C**

Be-line® L-shaped grab bar for showers or baths for people with reduced mobility.

Helps the user stand and move safely in the shower or bath.

Use as a shower rail by adding a shower head holder and/or soap dish.

Can be installed with upright bar on the left or right.

Aluminium tube thickness 3mm. Solid aluminium fixing points.

Rounded profile Ø 35mm with ergonomic flat front face that prevents rotation for an optimal grip.

Metallised anthracite powder-coated finish provides a good visual contrast with light-coloured walls.

Uniform surface for easy maintenance and hygiene.

38mm gap between the bar and the wall: minimal space prevents the forearm passing between the bar and the wall, reducing the risk of fracture in case of loss of balance.

Concealed fixings.

Supplied with stainless steel screws Ø 8 x 70mm for concrete walls.





Dimensions: 1,130 x 450mm.

Tested to over 200kg. Maximum recommended user weight: 135kg.

30-year warranty. CE marked.

## TECHNICAL CHARACTERISTICS

**Be-line L-shaped grab bar, anthracite, H. 1,130mm - Ref. 511971C**

Height	1,130mm
Length	450mm
Diameter	Ø 35mm
Width to the wall	38mm
Thickness	3mm
Finish	Metallised anthracite epoxy coated aluminium
Norms	 
Warranty	
Repairability	

## ADVANTAGES



Innovative design suitable for all users



Comfort: ergonomic anti-rotation surface



Tested to over 200kg



38mm gap between bar and wall: space saving

