

TEMPOMATIC MIX 4 electronic mixer

Ref. 493400

Mains supply (recessed unit)








DESCRIPTION

TEMPOMATIC MIX 4 electronic mixer - Ref. 493400





Wall-mounted electronic basin mixer:
 230/6V recessed mains supply.
 Reduced-stagnation solenoid valve and electronic unit integrated into the body of the mixer.
 Flow rate pre-set at 3 lpm at 3 bar, can be adjusted from 1.4 - 6 lpm.
 Scale-resistant flow straightener.
 Duty flush (~60 seconds every 24 hours after last use).
 Presence detection sensor at the end of the spout optimises detection.
 Chrome-plated stainless steel body L. 160mm.
 Cap fixed in place by 2 concealed screws.
 Stopcocks.
 Wall-mounted.
 Recessed inlets 1/2".
 Top or bottom supply.
 Anti-blocking security.
 Side temperature control with adjustable maximum temperature limiter.
 Suitable for people with reduced mobility.
 30-year warranty.

TECHNICAL CHARACTERISTICS

TEMPOMATIC MIX 4 electronic mixer - Ref. 493400

| | |
|---------------|--------------------------------------------------------------------------------------------------------------------------------------------------------------------------------------------------------------------------------------------------------------------|
| Supply | 230/6V mains (recessed) |
| Connector | 1/2" |
| Technology | Electronic |
| Spout length | 160mm |
| Flow rate | 3 lpm |
| Norms | ACS CE    |
| Warranty |  |
| Repairability |  |

ADVANTAGES

-  Exceptional water savings: 90%
-  Hygiene: no manual contact
-  Integrated electronics
-  Anti-bacterial duty flush

