

TEMPOMATIC MIX 4 electronic mixer

Ref. 493500

Mains supply (recessed unit)







DESCRIPTION

TEMPOMATIC MIX 4 electronic mixer - Ref. 493500



Wall-mounted electronic basin mixer, kit 2/2:
 230/6V recessed mains supply.
 Reduced-stagnation solenoid valve and electronic unit integrated into the body of the mixer.
 Flow rate pre-set at 3 lpm at 3 bar, can be adjusted from 1.4 - 6 lpm.
 Scale-resistant flow straightener.
 Duty flush (~60 seconds every 24 hours after last use).
 Presence detection sensor at the end of the spout optimises detection.
 Chrome-plated stainless steel body L. 220mm.
 Cap fixed in place by 2 concealed screws.
 Stopcocks.
 Wall-mounted.
 Recessed inlets 1/2".
 Top or bottom supply.
 Anti-blocking security.
 Side temperature control with adjustable maximum temperature limiter.
 Suitable for people with reduced mobility.
 30-year warranty.
 Order with nanny joint for recessed inlet, reference: 484012

ADVANTAGES

-  Exceptional water savings: 90%
-  Hygiene: no manual contact
-  Integrated electronic unit
-  Anti-bacterial duty flush

TECHNICAL CHARACTERISTICS

TEMPOMATIC MIX 4 electronic mixer - Ref. 493500

Supply	230/6V mains (recessed)
Connector	1/2"
Technology	Electronic
Spout length	220mm
Flow rate	3 lpm
Norms	ACS CE 
Warranty	
Repairability	