

# TEMPOMATIC MIX 4 electronic mixer

Ref. 493500

Mains supply (recessed unit)







## DESCRIPTION

**TEMPOMATIC MIX 4 electronic mixer - Ref. 493500**



Wall-mounted electronic basin mixer, kit 2/2:  
 230/6V recessed mains supply.  
 Reduced-stagnation solenoid valve and electronic unit integrated into the body of the mixer.  
 Flow rate pre-set at 3 lpm at 3 bar, can be adjusted from 1.4 - 6 lpm.  
 Scale-resistant flow straightener.  
 Duty flush (~60 seconds every 24 hours after last use).  
 Presence detection sensor at the end of the spout optimises detection.  
 Chrome-plated stainless steel body L. 220mm.  
 Cap fixed in place by 2 concealed screws.  
 Stopcocks.  
 Wall-mounted.  
 Recessed inlets 1/2".  
 Top or bottom supply.  
 Anti-blocking security.  
 Side temperature control with adjustable maximum temperature limiter.  
 Suitable for people with reduced mobility.  
 30-year warranty.  
 Order with nanny joint for recessed inlet, reference: 484012

## ADVANTAGES

-  Exceptional water savings: 90%
-  Hygiene: no manual contact
-  Integrated electronic unit
-  Anti-bacterial duty flush

## TECHNICAL CHARACTERISTICS

**TEMPOMATIC MIX 4 electronic mixer - Ref. 493500**

Supply	230/6V mains (recessed)
Connector	1/2"
Technology	Electronic
Spout length	220mm
Flow rate	3 lpm
Norms	ACS CE 
Warranty	
Repairability	