

# Auto-draining shower kit with EP mechanical mixer

Ref. 2539EPHYG

Shower kit with pressure-balancing mixer

## DESCRIPTION

**Auto-draining shower kit with EP mechanical mixer - Ref. 2539EPHYG**

Shower kit with single control mechanical mixer.  
 SECURITHERM shower kit with auto-draining device:

- Mixer with Ø 40mm ceramic cartridge with pressure-balancing and pre-set maximum temperature limiter.





Anti-scalding safety: HW flow rate is reduced if CW supply fails (and vice versa).  
 Constant temperature regardless of pressure and flow rate variations.  
 Flow rate regulated at 9 lpm.  
 Chrome-plated brass body and sculptured control lever.  
 M½" shower outlet with integrated non-return valve.  
 Mixer with 2 offset STOP/CHECK wall connectors M1½" M3/4" ideal for hospitals.  
 Filters and non-return valves.

- Chrome-plated shower head (ref. 813) with flexible hose (ref. 834T3) and chrome-plated, wall-mounted tilting support (ref. 845).
- Anti-stagnation connector FM½" for installation between lower outlet and flexible shower hose, for auto-draining of the flexible hose and shower head (ref. 880).

Shower kit ideal for healthcare facilities, nursing homes, hospitals and clinics.  
 Suitable for people with reduced mobility.  
 30-year warranty.





## TECHNICAL CHARACTERISTICS

**Auto-draining shower kit with EP mechanical mixer - Ref. 2539EPHYG**

Connector	M1/2"
Technology	SECURITHERM EP
Width	175mm
Flow rate	9 lpm
Temperature limiter	39°C
Finish	Chrome-plated brass
Norms	 <b>ACS</b> 
Warranty	
Repairability	



## ADVANTAGES

-  HW flow rate reduced if CW fails
-  Pressure-balancing: constant temperature
-  Ergonomic: sculptured lever is easy to grip
-  Water saving: flow rate regulated at 9 lpm

