

## BINOPTIC MIX electronic mixer

Ref. 388MCHLH15

Mains supply, Ø 15mm compression fittings



### DESCRIPTION

**BINOPTIC MIX electronic mixer - Ref. 388MCHLH15**





Deck-mounted electronic basin mixer:  
 Independant IP65 electronic unit.  
 230/12V mains supply with transformer.  
 Flow rate pre-set at 3 lpm at 3 bar, can be adjusted from 1.4 - 6 lpm.  
 Scale-resistant flow straightener.  
 Adjustable duty flush (pre-set at 60 seconds every 24 hours after the last use).  
 Optimised active infrared presence detection at the end of the spout.  
 Body in chrome-plated brass.  
 PEX flexibles with filters and Ø 15mm compression fittings.  
 Fixings reinforced by 2 stainless steel rods.  
 Anti-blocking security.  
 Spout with smooth interior and low water volume (reduces niches where bacteria can develop).  
 Side temperature control lever with long lever and adjustable maximum temperature limiter.  
 Drop height: 170mm, for semi-recessed basins.  
 Suitable for people with reduced mobility.  
 30-year warranty.

### TECHNICAL CHARACTERISTICS

**BINOPTIC MIX electronic mixer - Ref. 388MCHLH15**

Supply	230/12V mains supply
Connector	M1/2" Ø 15mm
Technology	Electronic
Drop height	170mm
Spout length	175mm
Flow rate	3 lpm
Norms	 
Warranty	

### ADVANTAGES

-  Exceptional water savings: 90%
-  Hygiene: no manual contact
-  Anti-bacterial duty flush
-  LED diagnostic aid

