

Be-Line® wall-mounted toilet brush set

Ref. 4048C

Model with anti-theft lock for fixing

DESCRIPTION

Be-Line® wall-mounted toilet brush set - Ref. 4048C

Wall-mounted Be-Line® toilet brush set.
 Wall-mounted robust toilet brush set with anti-theft lock for fixing.
 Bacteriostatic metallised anthracite powder-coated 304 stainless steel.
 Easy to clean: plastic bowl can be removed from above.
 Plastic bowl with reservoir: prevents the brush from sitting in stagnant water and splashing when next used.
 Stainless steel thickness: 1mm body.
 Dimensions: Ø 90 x 330mm.
 30-year warranty.





TECHNICAL CHARACTERISTICS

Be-Line® wall-mounted toilet brush set - Ref. 4048C

| | |
|---------------|---|
| Height | 330mm |
| Width | Ø 90mm |
| Thickness | 1mm |
| Finish | Metallised anthracite powder-coated 304 stainless steel |
| Norms |  |
| Warranty |  |
| Repairability |  |



ADVANTAGES

-  Easy to clean: removable bowl with reservoir
-  Vandal-resistant: anti-theft lock
-  Suitable for intensive use in public buildings
-  304 stainless steel: reduces bacterial growth

