

## Be-Line® wall-mounted toilet brush set

Ref. 4048C

Model with anti-theft lock for fixing

### DESCRIPTION

**Be-Line® wall-mounted toilet brush set - Ref. 4048C**

Wall-mounted Be-Line® toilet brush set.  
 Wall-mounted robust toilet brush set with anti-theft lock for fixing.  
 Bacteriostatic metallised anthracite powder-coated 304 stainless steel.  
 Easy to clean: plastic bowl can be removed from above.  
 Plastic bowl with reservoir: prevents the brush from sitting in stagnant water and splashing when next used.  
 Stainless steel thickness: 1mm body.  
 Dimensions: Ø 90 x 330mm.  
 30-year warranty.





### TECHNICAL CHARACTERISTICS

**Be-Line® wall-mounted toilet brush set - Ref. 4048C**

Height	330mm
Width	Ø 90mm
Thickness	1mm
Finish	Metallised anthracite powder-coated 304 stainless steel
Norms	
Warranty	



### ADVANTAGES

-  Easy to clean: removable bowl with reservoir
-  Vandal-resistant: anti-theft lock
-  Suitable for intensive use in public buildings
-  304 stainless steel: reduces bacterial growth

