

# Twin hole pre-rinse set with mixer

Ref. 5633UK

With bib tap



## DESCRIPTION

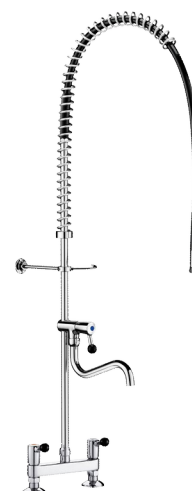
Twin hole pre-rinse set with mixer - [Ref. 5633UK](#)

Complete pre-rinse set with bib tap.  
Deck-mounted twin hole mixer with 180mm centres with:  
- Valve heads with reinforced mechanisms with ergonomic control levers.  
- Offset inlet connections with M1/2" tails.  
Bib tap with:  
- Swivelling, tubular spout L. 200mm.  
- 25 lpm full flow rate achieved within the first 90°.  
- Valve head with reinforced mechanism with ergonomic control lever.  
Black, scale-resistant M1/2" hand spray with adjustable jet and 9 lpm flow rate at the outlet.  
Black, reinforced, food-grade flexible hose L. 0.95m.  
3/4" brass column.  
Adjustable wall bracket.  
Stainless steel spring guide.  
30-year warranty.  
These pre-rinse models can be installed close to the splashback.

## TECHNICAL CHARACTERISTICS

Twin hole pre-rinse set with mixer - [Ref. 5633UK](#)

|                   |   |
|-------------------|---|
| Connector         | M1/2"   |
| Height            | 1110-1230mm   |
| Drop height       | 345 - 585mm   |
| Flow rate         | 25 lpm  |
| Width to the wall | 35 - 162mm  |
| Finish            | Chrome-plated brass   |
| Warranty          |  |
| Repairability     |  |



## ADVANTAGES



Shockproof control levers for intensive use



Anti-torsion rotating nut and PVC sheath



Ergonomic controls and swivelling, tubular spout



25 lpm full flow rate achieved within 90°

