

Twin hole pre-rinse set with mixer

Ref. 5680UK

Without bib tap



DESCRIPTION


Twin hole pre-rinse set with mixer - Ref. 5680UK

Complete pre-rinse set without bib tap.
Deck-mounted twin hole mixer with 180mm centres with:
- Valve heads with reinforced mechanisms with ergonomic control levers.
- Offset inlet connections with M1/2" tails.
Black, scale-resistant M1/2" hand spray with adjustable jet and 9 lpm flow rate at the outlet.
Black, reinforced, food-grade flexible hose L. 0.95m.
3/4" brass column.
Adjustable wall bracket.
Stainless steel spring guide.
30-year warranty.
These pre-rinse models can be installed close to the splashback.

TECHNICAL CHARACTERISTICS

Twin hole pre-rinse set with mixer - Ref. 5680UK

Connector	M1/2"
Height	1110 - 1230mm
Drop height	345 - 585mm
Flow rate	9 lpm
Width to the wall	35 - 162mm
Finish	Chrome-plated brass
Warranty	
Repairability	



ADVANTAGES



Increased resistance: high performance hose



Anti-torsion rotating nut and PVC sheath



Shock-resistant control levers for intensive use



Ergonomic control levers

