

MINIMAL wall-mounted corner washbasin

Ref. 120550

Polished satin 304 stainless steel



DESCRIPTION

MINIMAL wall-mounted corner washbasin - Ref. 120550




Wall-mounted corner washbasin (90° angle).
 Basin internal diameter: 310mm.
 Clean and simple design.
 Bacteriostatic 304 stainless steel.
 Polished satin finish.
 Stainless steel thickness: 1.2mm.
 Rounded edges prevent injury.
 Without tap hole.
 Supplied with 1¼" waste.
 Without overflow.
 Supplied with fixings.
 CE marked. Complies with European standard EN 14688.
 Weight: 4kg.
 30-year warranty.

TECHNICAL CHARACTERISTICS

MINIMAL wall-mounted corner washbasin - Ref. 120550

Height	150mm
Length	340mm
Width	420mm
Thickness	1.2mm
Finish	Polished satin 304 stainless steel
Norms	 
Warranty	

ADVANTAGES

-  Bacteriostatic 304 stainless steel, smooth surface
-  Rounded edges prevent injury
-  Clean and simple design.

