

Mechanical basin mixer

Ref. 2520

Single hole mechanical mixer H. 85mm, L. 135mm







DESCRIPTION

Mechanical basin mixer - Ref. 2520





Deck-mounted mechanical basin mixer.
 Single hole mechanical mixer H. 85mm L. 135mm with BIOSAFE hygienic outlet.
 Ø 40mm classic ceramic cartridge with pre-set maximum temperature limiter.
 Flow rate limited to 5 lpm at 3 bar.
 Sculptured control lever.
 Ergonomic pop-up waste 1 1/4" made from brass.
 PEX flexibles F3/8".
 Reinforced fixing via 2 stainless steel rods.
 Mechanical mixer ideal for healthcare facilities, retirement and care homes, hospitals and clinics.
 Suitable for people with reduced mobility.
 Mixer with 30-year warranty.

TECHNICAL CHARACTERISTICS

Mechanical basin mixer - Ref. 2520

Connector	F3/8"
Height	165mm
Drop height	85mm
Spout length	135mm
Flow rate	5 lpm at 3 bar
Temperature limiter	Yes
Finish	Chrome-plated brass
Norms	ACS NF  
Warranty	
Repairability	

ADVANTAGES

-  Pre-set maximum temperature limiter
-  Hygiene: BIOSAFE hygienic outlet with no grid
-  Ergonomic: sculptured lever is easy to grip
-  Water saving: flow rate limited to 5 lpm at 3 bar

