

# SECURITHERM EP pressure-balancing basin mixer

Ref. 2521TEP

Single hole mechanical mixer H. 85mm, L. 135mm



## DESCRIPTION

**SECURITHERM EP pressure-balancing basin mixer - Ref. 2521TEP**

Deck-mounted mechanical basin mixer with pressure-balancing. Single hole mechanical mixer with spout H. 85mm L. 135mm with BIOSAFE hygienic spout outlet.

Ø 40mm ceramic cartridge with pressure-balancing and pre-set maximum temperature limiter.

Anti-scalding safety: HW flow rate is reduced if cold water supply fails (and vice versa).

Stable temperature regardless of pressure and flow rate in the system.

Flow rate limited to 5 lpm at 3 bar.

Solid control lever.

Without pop-up waste.

PEX flexibles F3/8" with filters and non-return valves.

Fixing reinforced by 2 stainless steel rods.









Mechanical mixer with SECURITHERM pressure-balancing ideal for healthcare facilities, retirement and care homes, hospitals and clinics.

Suitable for people with reduced mobility.

Mixer with 30-year warranty.

## TECHNICAL CHARACTERISTICS

**SECURITHERM EP pressure-balancing basin mixer - Ref. 2521TEP**

Connector	F3/8"
Technology	SECURITHERM EP mechanical mixer
Height	165mm
Drop height	85mm
Spout length	135mm
Flow rate	5 lpm at 3 bar
Finish	Chrome-plated brass
Norms	     
Warranty	
Repairability	

## ADVANTAGES



HW flow rate reduced if CW fails



EP: reduces temperature variations



Hygienic: BIOSAFE hygienic outlet with no grid



Ergonomic: solid control lever is easy to grip

