

BLACK BINOPTIC electronic tap

Ref. 478035

Battery-operated, H. 90mm







DESCRIPTION

BLACK BINOPTIC electronic tap - Ref. 478035




Deck-mounted matte black electronic basin tap:
 Independent IP65 electronic control unit.
 123 6V Lithium battery-operated.
 Flow rate pre-set at 3 lpm at 3 bar, can be adjusted from 1.4 to 6 lpm.
 Scale-resistant flow straightener.
 Adjustable duty flush (pre-set flush ~60 seconds every 24hr after last use).
 Active, infrared presence detection, sensor at the end of the spout optimises detection.
 Chrome-plated brass body.
 Matte black chrome finish.
 PEX flexible with filter and solenoid valve M3/8".
 Fixing reinforced by 2 stainless steel rods.
 Anti-blocking safety.
 Spout with smooth interior and low volume of water (reduces niches where bacteria can develop).
 Suitable for people with reduced mobility.
 30-year warranty.

ADVANTAGES

-  90% water savings
-  Hygiene: no manual contact
-  Anti-bacterial proliferation duty flush
-  LED diagnostic aids

TECHNICAL CHARACTERISTICS

BLACK BINOPTIC electronic tap - Ref. 478035

| | |
|---------------|---|
| Supply | 6V batteries |
| Connector | M3/8" |
| Technology | Electronic |
| Drop height | 90mm |
| Spout length | 125mm |
| Flow rate | 3 lpm |
| Finish | Matte black chrome |
| Norms | ACS  |
| Warranty |  |
| Repairability |  |

