

BINOPTIC electronic basin tap

Ref. 370106

Batteries, kit 2/2




DESCRIPTION

BINOPTIC electronic basin tap - Ref. 370106





Recessed electronic BINOPTIC 2 basin tap kit 2/2:
 Battery-operated with CR123 Lithium 6V batteries.
 Satin stainless steel plate 145 x 145mm with integrated electronics.
 Flow rate pre-set at 3 lpm at 3 bar, can be adjusted from 1.4 to 6 lpm.
 Scale-resistant flow straightener.
 Duty flush every 24 hours (can be adjusted to 12 hours or OFF) after the last use.
 Active, infrared presence detection, sensor at the end of the spout optimises detection.
 Anti-blocking security.
 Smooth interior spout with low volume of water (limits bacterial niches).
 Suitable for people with reduced mobility.
 30-year warranty.
 Order with 370PBOX waterproof housing.

TECHNICAL CHARACTERISTICS

BINOPTIC electronic basin tap - Ref. 370106

| | |
|--------------|---|
| Supply | 6V batteries |
| Connector | ½" |
| Technology | Electronic |
| Length | 145mm |
| Width | 145mm |
| Spout length | 190mm |
| Finish | Satin finish stainless steel |
| Norms | ACS |
| Warranty |  |

ADVANTAGES

-  Exceptional water savings: 90%
-  Hygiene: no manual contact
-  Adjustable, modular waterproof housing
-  Concealed fixings

