

# TEMPOMATIC dual control plate for WCs

Ref. 464000

Recessed dual control electronic mains supply valve - For WCs



## DESCRIPTION

### TEMPOMATIC dual control plate for WCs - Ref. 464000

TEMPOMATIC recessed, dual control, electronic valve for direct flush, kit 2/2: Flush system without cistern: directly connected to pipework.

Battery-operated with CR123 6V Lithium batteries.

Satin finish stainless steel wall plate 186 x 186mm and chrome-plated metal button, with integrated electronics.

Control plate can be installed manually.

TEMPOMATIC F $\frac{3}{4}$ " flush valve is compatible with sea water, rain water and grey water.

Shock-resistant infrared presence detection sensor.

Detection delay is 10 seconds.

Two modes of activation:

- Contactless: the flush operates automatically after each user leaves, ensuring the bowl is rinsed between each user.

- By pressing on the anti-blocking push-button.

The flush will activate even if the power supply fails.

"Intelligent" automatic rinsing: flush volume adapts according to use - 3L

"short" usage, 6L "long" usage - (can be adjusted to 2L/4L or 5L/9L).

3 programmes (rinsing volume can be set according to type of WC pan).

Hygienic duty flush every 24 hours (can be adjusted to 12 hours or OFF) after the last use.

Upstream supply pipes: minimum  $\varnothing$  20mm required at all points (including connectors).

Base flow rate: 1L/sec at 1 bar dynamic pressure.



Suitable for rimless WC pans without flow rate regulation and suitable for people with reduced mobility.

30-year warranty.

Order with frame system references 564000 or 564005, or with recessed housing 464SBOX.

## TECHNICAL CHARACTERISTICS

### TEMPOMATIC dual control plate for WCs - Ref. 464000

Supply	230/6V mains supply
Connector	F $\frac{3}{4}$ "
Technology	Electronic and time flow
Length	186mm
Width	186mm
Finish	Satin stainless steel
Norms	 

## ADVANTAGES



Total hygiene: no manual contact



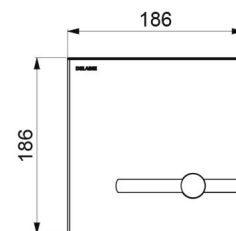
Direct flush: no water stagnation



Voluntary or automatic activation



230/6V mains supply



---

Warranty



---

Repairability

