

## TEMPOFLUX 3 control plate for WCs

Ref. 763000

Soft-touch operation time flow control, AB, recessed



### DESCRIPTION

#### TEMPOFLUX 3 control plate for WCs - Ref. 763000

Control plate and recessed time flow direct flush valve TEMPOFLUX 3, kit 2/2: Flush system without cistern: directly connected to pipework.

Satin stainless steel plate 210 x 162mm.

Control plate is installed manually via hidden fixings.

TEMPOFLUX 3 F $\frac{3}{4}$ " valve compatible with sea water, rain water and grey water.

Soft-touch operation.

AB anti-blocking system: flush only takes place once the push-button is released.

3L/6L dual flush can be adjusted to 2L/4L. Rectangular design.

Complies with European standard EN 12541 (class II acoustic level).

Upstream supply pipes: minimum  $\varnothing$  20mm required at all points (including connectors).

Base flow rate: 1 L/sec at 1 bar dynamic pressure.





Suitable for rimless WC pans and suitable for people with reduced mobility.

30-year warranty.

Order with frame system reference 564060DE, 564065DE or 5645065, or with 763BOX recessed housing.

### TECHNICAL CHARACTERISTICS

#### TEMPOFLUX 3 control plate for WCs - Ref. 763000

Connector	F $\frac{3}{4}$ "
Technology	Time flow
Height	210mm
Width	162mm
Finish	Satin stainless steel
Norms	  
Warranty	

### ADVANTAGES



Soft-touch operation



Direct flush: no water stagnation



3L/6L dual flush



Maintenance made easy with front access

