

TEMPOFLUX 3 control plate for WCs

Ref. 763040

Soft-touch operation time flow control, AB, recessed



DESCRIPTION

TEMPOFLUX 3 control plate for WCs - Ref. 763040

Control plate and recessed time flow direct flush valve TEMPOFLUX 3, kit 2/2: Flush system without cistern: directly connected to pipework.

Chrome-plated metal plate 170x 170mm.

Control plate is installed manually via hidden fixings.

TEMPOFLUX 3 F $\frac{3}{4}$ " valve compatible with sea water, rain water and grey water.

Soft-touch operation.

AB anti-blocking system: flush only takes place once the push-button is released.

3L/6L dual flush can be adjusted to 2L/4L. Round design.

Complies with European standard EN 12541 (class II acoustic level).

Upstream supply pipes: minimum \varnothing 20mm required at all points (including connectors).

Base flow rate: 1 L/sec at 1 bar dynamic pressure.





Suitable for rimless WC pans and suitable for people with reduced mobility.

30-year warranty.

Order with frame system reference 564065DE or 564060DE, or with 763BOX recessed housing.

TECHNICAL CHARACTERISTICS

TEMPOFLUX 3 control plate for WCs - Ref. 763040

Connector	F $\frac{3}{4}$ "
Technology	Time flow
Height	170mm
Width	170mm
Finish	Chrome-plated metal
Norms	  
Warranty	

ADVANTAGES



Soft-touch operation



Direct flush: no water stagnation



3L/6L dual flush



Maintenance made easy with front access

