

## TEMPOMATIC electronic basin tap valve

Ref. 447100

Mains supply



### DESCRIPTION

TEMPOMATIC electronic basin tap valve - Ref. 447100




Electronic basin tap valve for panel installation:  
 Mains supply with 3/8" solenoid valve.  
 230/12V transformer.  
 Independent IP65 electronic control unit.  
 Flow rate pre-set at 3 lpm at 3 bar.  
 Active, infrared presence detection.  
 Adjustable presence detection range.  
 Adjustable duty flush function (pre-set to ~60 seconds every 24h after last use).  
 Installation for panels from 1 - 12mm.  
 Anti-blocking feature.  
 Suitable for people with reduced mobility.  
 30-year warranty.

### TECHNICAL CHARACTERISTICS

TEMPOMATIC electronic basin tap valve - Ref. 447100

|           |                      |
|-----------|----------------------|
| Supply    | 230/12V mains supply |
| Connector | 3/8"                 |
| Norms     | ACS CE               |
| Warranty  | 30 YEAR WARRANTY     |

### ADVANTAGES

-  Exceptional water savings: 90%
-  Hygiene: no manual contact
-  Automatic duty flush

