

# Recessed mechanical shower mixer

Ref. 2541

Mechanical mixer in a waterproof housing, kit 2/2



## DESCRIPTION

### Recessed mechanical shower mixer - Ref. 2541

Mechanical shower mixer which can be recessed; kit 2/2.  
 Single control mixer with Ø 40mm ceramic cartridge.  
 Pre-set maximum temperature limiter.  
 Thermal shocks are easy to undertake without removing the control lever or shutting off the cold water.  
 Flow rate regulated at 9 lpm (mixer only), 6 lpm at 3 bar with shower head.  
 Solid control lever.  
 Order a shower head to complete.  
 Bright polished stainless steel cover plate 166 x 166mm.  
 Mechanical shower mixer ideal for healthcare facilities, retirement and care homes, hospitals and clinics.  
 Mixer suitable for people with reduced mobility.  
 Mixer with 30-year warranty.  
 Order with a waterproof recessing housing ref. 254BOX.

## ADVANTAGES



Thermal shock without removing the control lever






Ergonomic: solid lever is easy to grip



Safety: maximum temperature limiter

## TECHNICAL CHARACTERISTICS

### Recessed mechanical shower mixer - Ref. 2541

Supply	1/2"
Length	166mm
Width	166mm
Flow rate	Flow rate regulated at 9 lpm (mixer only), 6 lpm at 3 bar with shower head
Temperature limiter	Yes
Finish	Chrome-plated brass
Norms	ACS  
Warranty	
Repairability	