

BINOPTIC MIX 2 electronic basin mixer

Ref. 484000

Mains, recessed, stopcocks, L. 240mm







DESCRIPTION

BINOPTIC MIX 2 electronic basin mixer - Ref. 484000

Recessed satin electronic basin mixer:
 230/6V mains supply.
 Reduced-stagnation solenoid valve and electronic unit are integrated into the body of the mixer.
 Flow rate pre-set at 3 lpm at 3 bar, can be adjusted from 1.4 - 6 lpm.
 Scale-resistant aerator.
 Adjustable duty flush (pre-set flush ~60 seconds every 24 hours after last use).
 Wall-mounted stainless steel mixer.
 Presence detection sensor at the end of the spout optimises detection.
 Anti-blocking security.
 Spout with smooth interior and low water volume (reduces bacterial development).
 Side temperature control with adjustable maximum temperature limiter on mixers.
 Set detection distance, duty flush and launch thermal shocks manually.
 Suitable for people with reduced mobility.
 30-year warranty.

ADVANTAGES

-  Exceptional water savings: 90%
-  Hygiene: no manual contact
-  Anti-bacterial proliferation duty flush
-  LED diagnostic aids

TECHNICAL CHARACTERISTICS

BINOPTIC MIX 2 electronic basin mixer - Ref. 484000

Supply	230/6V mains supply
Connector	M½"
Technology	Electronic
Spout length	240mm
Flow rate	3 lpm
Finish	Satin
Norms	ACS
Warranty	

