

# BINOPTIC MIX 2 electronic basin mixer

Ref. 482030

Mains, cross wall 100mm, stopcocks, L. 220mm







## DESCRIPTION

**BINOPTIC MIX 2 electronic basin mixer - Ref. 482030**

Cross wall chrome-plated matte black electronic basin mixer:  
 230/6V mains supply.  
 Reduced-stagnation solenoid valve and electronic unit are integrated into the body of the mixer.  
 Flow rate pre-set at 3 lpm at 3 bar, can be adjusted from 1.4 - 6 lpm.  
 Scale-resistant aerator.  
 Adjustable duty flush (pre-set flush ~60 seconds every 24 hours after last use).  
 Wall-mounted stainless steel mixer.  
 Presence detection sensor at the end of the spout optimises detection.  
 Anti-blocking security.  
 Spout with smooth interior and low water volume (reduces bacterial development).  
 Side temperature control with adjustable maximum temperature limiter on mixers.  
 Set detection distance, duty flush and launch thermal shocks manually.  
 Suitable for people with reduced mobility.  
 30-year warranty.

## ADVANTAGES

-  Exceptional water savings: 90%
-  Hygiene: no manual contact
-  Anti-bacterial proliferation duty flush
-  LED diagnostic aids

## TECHNICAL CHARACTERISTICS

**BINOPTIC MIX 2 electronic basin mixer - Ref. 482030**

Supply	230/6V mains supply
Connector	F3/8"
Technology	Electronic
Spout length	220mm
Flow rate	3 lpm
Finish	Chrome-plated matte black
Warranty	